

TYPE A SERIES LINE ARRAY SPEAKER SYSTEM

SR-A12L/SR-A12LWP



Photo: SR-A12LWP

SR-A12S/SR-A12SWP



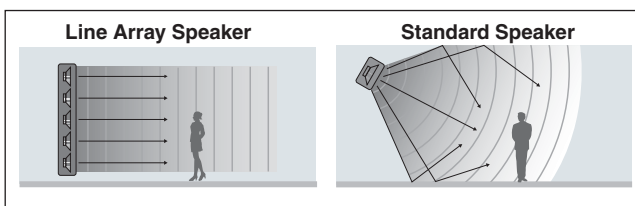
Photo: SR-A12S

SR-A18B



DESCRIPTION

Type A Series line array speakers deliver higher output and wide bandwidth sound in a compact configuration that can be combined with other units to provide high-fidelity sound permanent installation solutions in environments exhibiting severe acoustic problems. Two Type A Series speakers are available, SR-A12L designed to transmit sound over distance with a 5-degree taper, and SR-A12S with a 15-degree taper optimized for effective short range coverage. Each configuration incorporates a 30cm (12") low frequency driver and a high frequency horn with 2 compression high frequency drivers. A separate subwoofer unit SR-A18B is also available for low frequency augmentation.



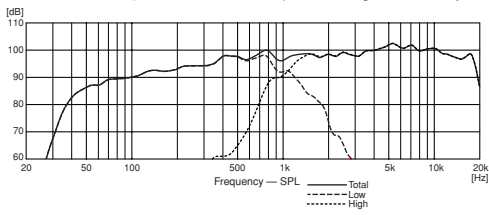
FEATURES

- **Designed for wide bandwidth response**
These compact and powerful 2-way modular speaker units can be used in multiple configurations as required to deliver greater output power with a more extended frequency response.
- **High-performance driver units**
Each Type A Series speaker module contains a 30cm (12") low frequency unit and a high-frequency horn attached to two compression drivers for greater output.
- **Wavefront control**
The horn incorporates a proprietary phase wavefront control throat that functions to obtain the best possible performance from the high frequency drivers.
- **Adjustable sound coverage**
Type A Series provides two speaker configurations designed for specific coverage characteristics, each having a different taper. The 5-degree taper is for effectively transmitting sound over distance while the 15-degree taper is optimized for excellent short range coverage.
- **Simple maintenance**
Maintenance and servicing are made easier on the Type A Series to suit it for permanent installations. All driver replacement is possible from the speaker's rear, a simple and speedy procedure.

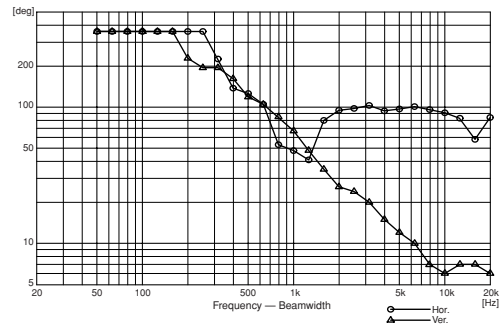
SR-A12L/SR-A12LWP

CHARACTERISTIC DIAGRAMS

Frequency Response (when using DP-0206 option)

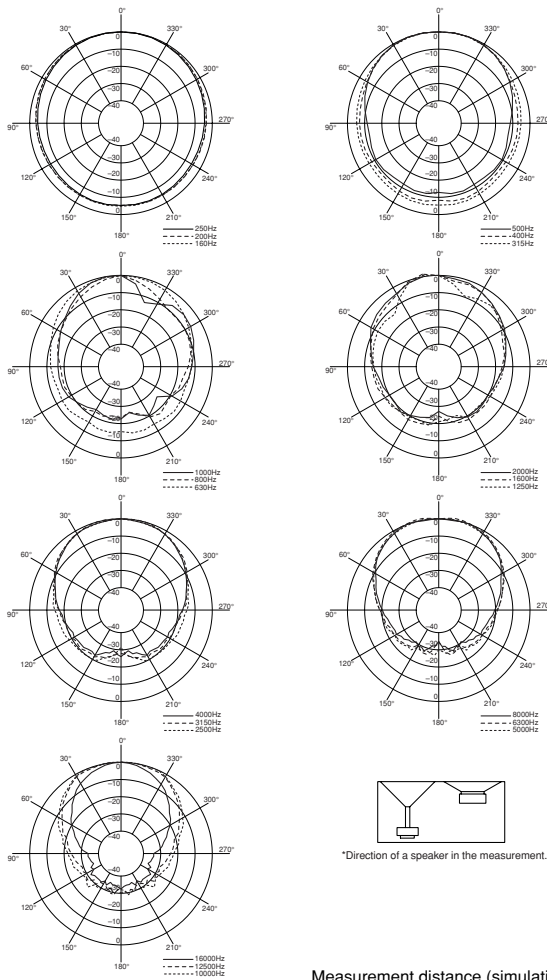


Beamwidth vs. Frequency (when using DP-0206 option)



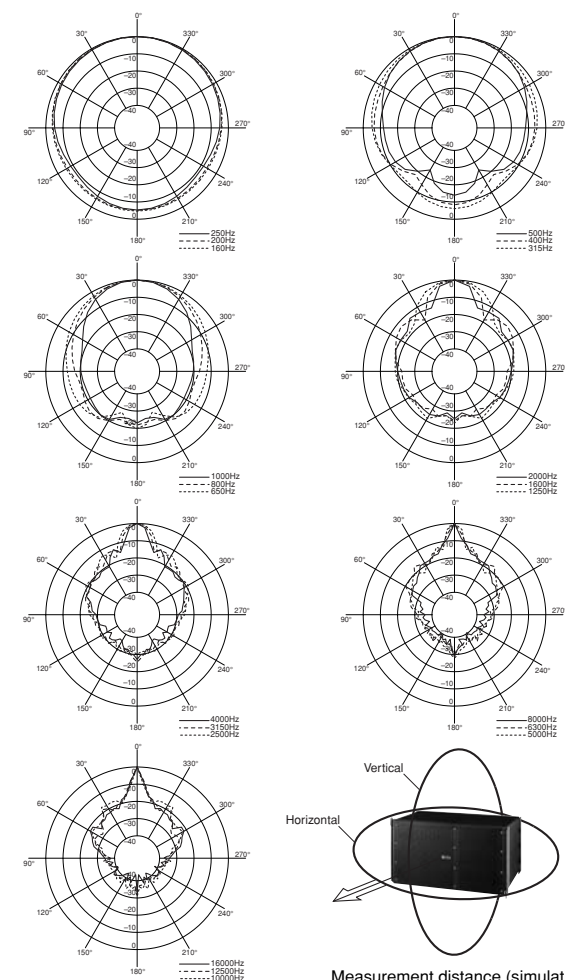
Polar Response

horizontal



Measurement distance (simulation): 20m

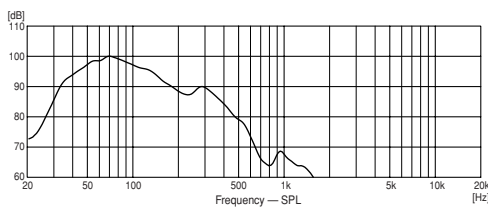
vertical



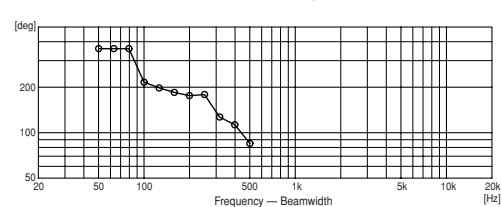
Measurement distance (simulation): 20m

SR-A18B

Frequency Response (when using DP-0206 option)



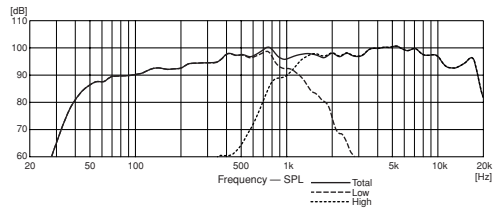
Beamwidth vs. Frequency (when using DP-0206 option)



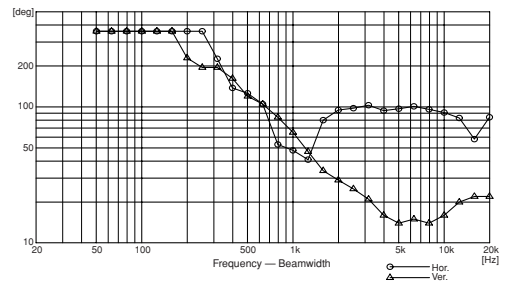
SR-A12S/SR-A12SWP

CHARACTERISTIC DIAGRAMS

Frequency Response (when using DP-0206 option)

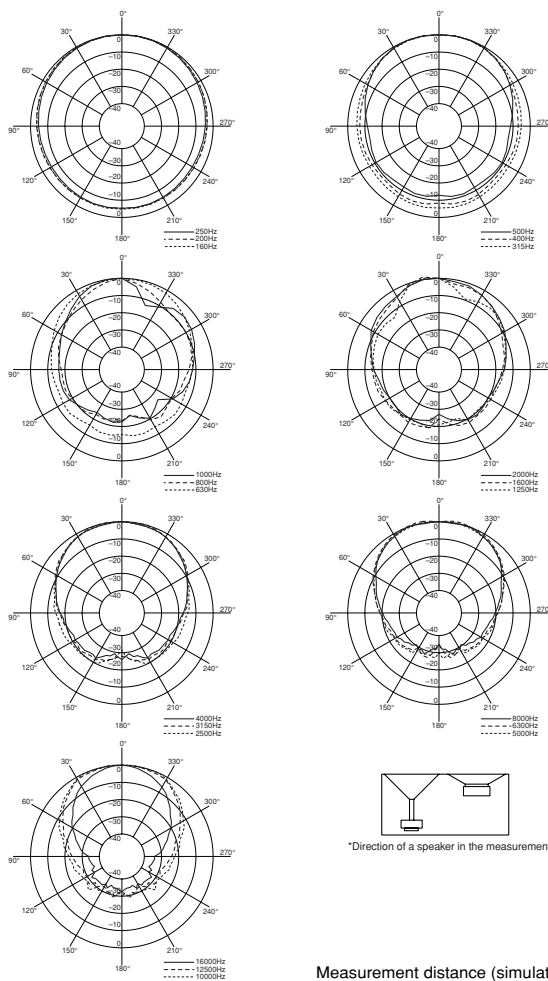


Beamwidth vs. Frequency (when using DP-0206 option)

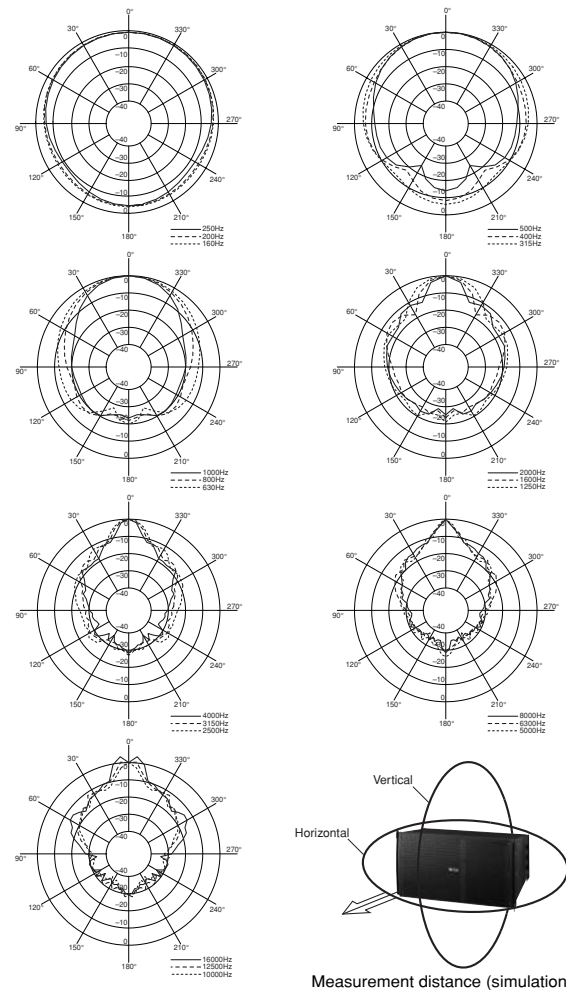


Polar Response

horizontal

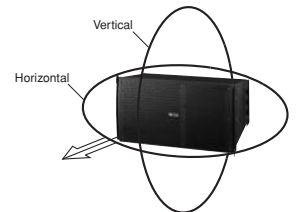


vertical



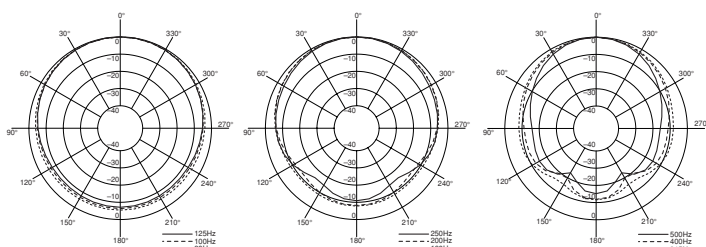
*Direction of the speaker in the measurement.

Measurement distance (simulation): 20m



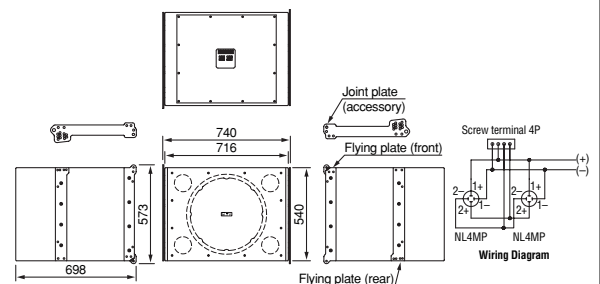
Measurement distance (simulation): 20m

Polar Response



Measurement distance (simulation): 20m

Appearance and Dimensional Diagram

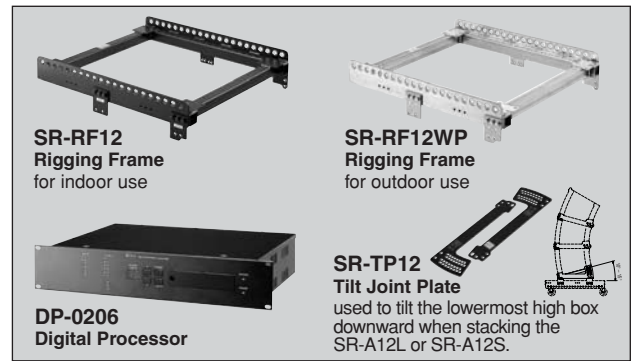


SPECIFICATIONS

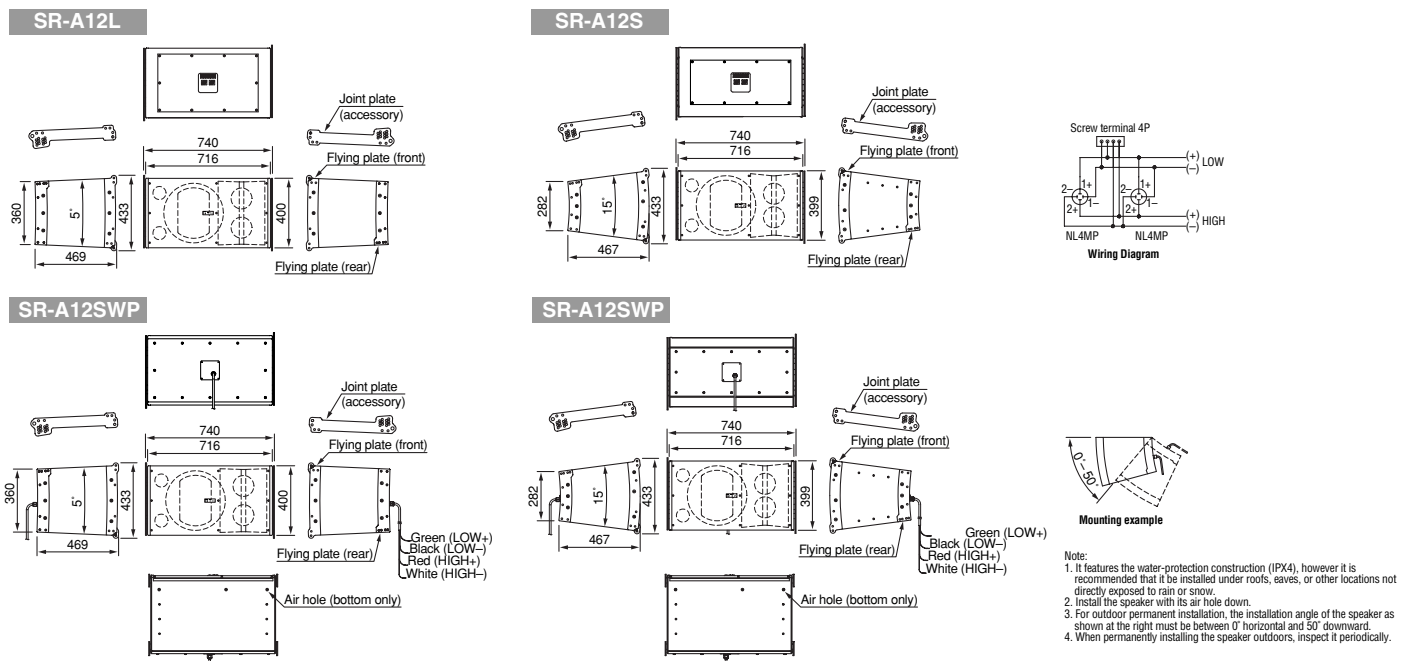
	SR-A12L	SR-A12LWP	SR-A12S	SR-A12SWP
Enclosure	Bass-reflex type			
Power Handling Capacity	Continuous program Low frequency: 450W, High frequency: 180W			
Rated Impedance	Low frequency: 8Ω, High frequency: 16Ω			
Sensitivity	Low frequency: 98dB (1W, 1m), High frequency: 110dB (1W, 1m)		Low frequency: 98dB (1W, 1m), High frequency: 109dB (1W, 1m)	
Frequency Response	50 – 20,000Hz (when using DP-0206 option)			
Crossover Frequency	1,000Hz (when using DP-0206 option)			
Directivity Angle	Horizontal: 90° Vertical: 5°		Horizontal: 90° Vertical: 15°	
Speaker Component	Low frequency: 30cm cone-type High frequency: Wave front control horn 90° (horizontal) × 5° (vertical) + compression driver × 2		Low frequency: 30cm cone-type High frequency: Wave front control horn 90° (horizontal) × 15° (vertical) + compression driver × 2	
Input Connector	M5 screw terminal, distance between barriers: 12.2mm and Neutrik NL4MP × 2 (usable cable connector: Neutrik NL4FC)	—	M5 screw terminal, distance between barriers: 12.2mm and Neutrik NL4MP × 2 (usable cable connector: Neutrik NL4FC)	—
Connected Cable	—	Direct cable withdrawal from internal speaker: ø8.6mm, conductor cross section: 1.25mm ² , 4-core cable, 3m	—	Direct cable withdrawal from internal speaker: ø8.6mm, conductor cross section: 1.25mm ² , 4-core cable, 3m
Water Protection	—	IPX4	—	IPX4
Operation Temperature	—	-10°C to +50°C	—	-10°C to +50°C
Finish	Enclosure: Plywood, black, paint Front grille: Punched steel plate, black, acrylic paint	Plywood, black, urethane coating Punched stainless steel (SUS304), black, paint	Plywood, black, paint Punched steel plate, black, acrylic paint	Plywood, black, urethane coating Punched stainless steel (SUS304), black, paint
Dimensions	740 (W) × 433 (H) × 469 (D)mm	740 (W) × 433 (H) × 469 (D)mm (excluding connected cable)	740 (W) × 433 (H) × 467 (D)mm	740 (W) × 433 (H) × 467 (D)mm (excluding connected cable)
Weight	49kg (including accessories)	51kg (including accessories)	47kg (including accessories)	48kg (including accessories)
Accessory	Joint plate × 2, Joint plate mounting bolt (M10) × 16			
Option	Rigging frame: SR-RF12, Digital processor: DP-0206	Rigging frame: SR-RF12WP, Digital processor: DP-0206	Rigging frame: SR-RF12, Digital processor: DP-0206	Rigging frame: SR-RF12WP, Digital processor: DP-0206

	SR-A18B
Enclosure	Bass-reflex type
Power Handling Capacity	Continuous program: 720W
Rated Impedance	8Ω
Sensitivity	95dB (1W, 1m)
Frequency Response	40 – 400Hz (when using DP-0206 option)
Crossover Frequency	80Hz (when using DP-0206 option)
Speaker Component	46cm cone-type
Input Connector	M5 screw terminal, distance between barriers: 12.2mm and Neutrik NL4MP × 2 (usable cable connector: Neutrik NL4FC)
Finish	Enclosure: Plywood black, paint Front grille: Punched steel plate, black, acrylic paint
Dimensions	740 (W) × 573 (H) × 698 (D)mm
Weight	66kg (including accessories)
Accessory	Joint plate × 2, Joint plate mounting bolt (M10) × 16
Option	Rigging frame: SR-RF12, Digital processor: DP-0206

OPTIONS



APPEARANCE AND DIMENSIONAL DIAGRAM



TOA Corporation

URL : <http://www.toa.jp/>

Specifications are subject to change without notice.
Printed in Japan (0505) 833-64-557-30 U

